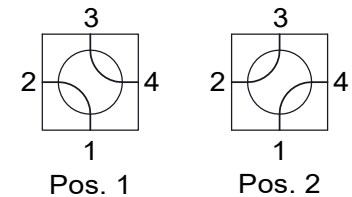
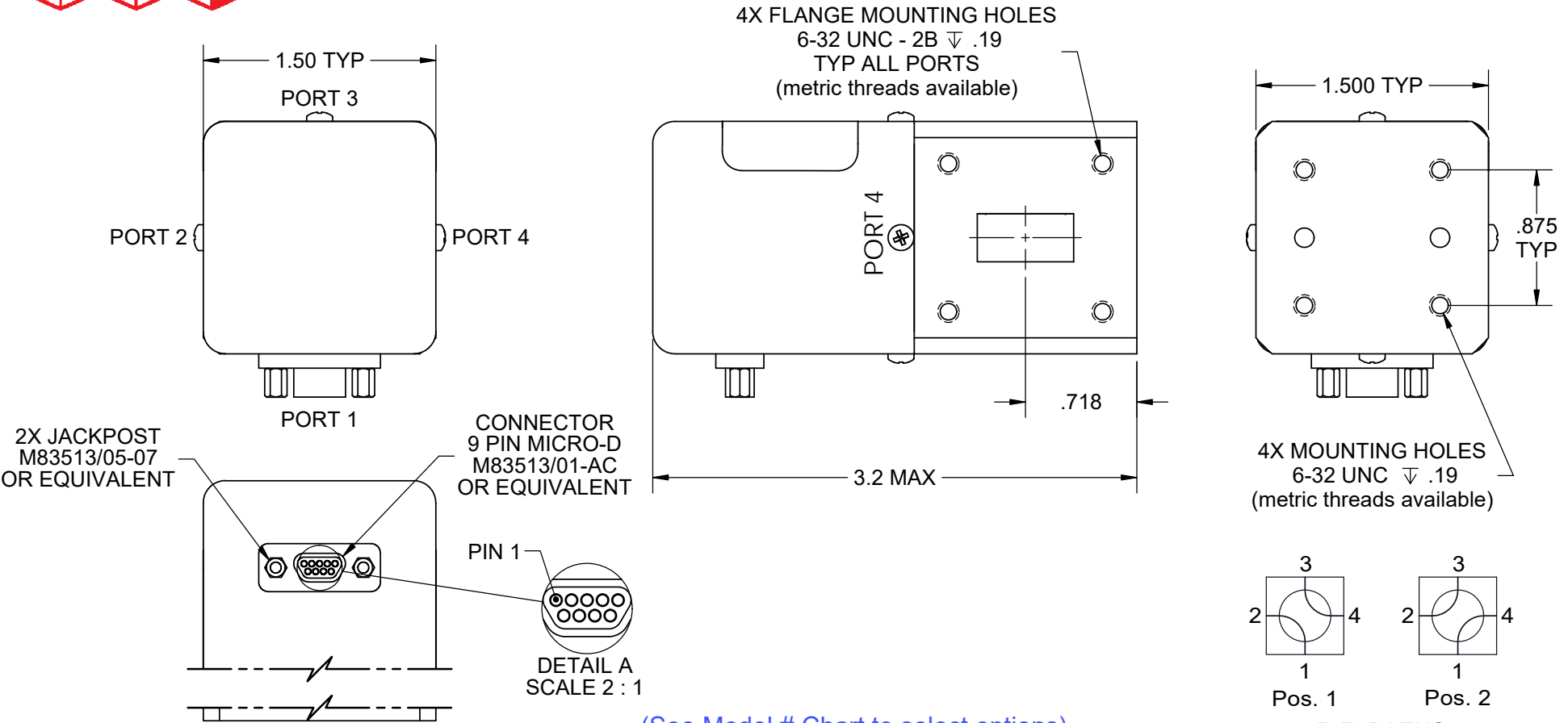




# Waveguide Switch - UA Series - WR62



R.F. PATHS

(See Model # Chart to select options)

Frequency: 12.0 to 18.0 GHz  
 VSWR: 1.10:1 Max.  
 Insertion Loss: 0.10 dB Max.  
 Isolation: 60 dB Min.

Flange: See Flange Table  
 Voltage: See Voltage Table  
 Switching Time: 80 mS Max.

Material: Aluminum (RF Assy)  
 Finish: Iridite per MIL-DTL-5541

Pressure: 5 PSIG Typ., 15 PSIG Max.  
 Drive: Patented Logus Motor

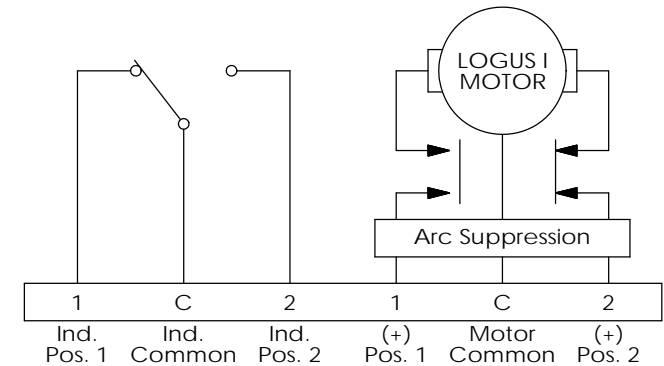
Temp: Operating: -54°C to +85°C  
 Non-Operating: -60°C to +100°C  
 Humidity: 0 to 100%, Fully Weatherized

ELECTRICAL CIRCUIT OPTIONS	
NO INDICATORS	
1 SET INDICATORS	

DRIVE OPTIONS	
LATCHING	
PULSE LATCHING	
FAILSAFE	
TTL	

VOLTAGE OPTIONS	
12 VDC	
15 VDC	
24 VDC	
28 VDC	
48 VDC	
115 VAC	

FLANGE OPTIONS	
COVER	
GROOVE	
CHOKE	



LATCHING, SHOWN IN POSITION 1

(See Schematic page for optional Electrical Circuits)