

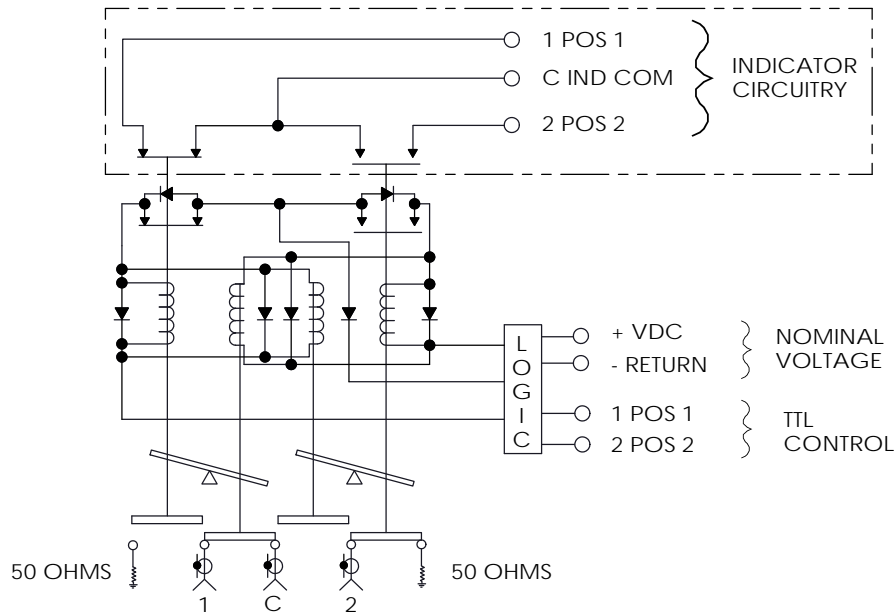


Coaxial Switch - T TC12EML Series

Terminated, SPDT, TTL, SMA, Latching, 1 Set Indicators

REV. B

STANDARD - 1 SET INDICATORS OPTION A - NO INDICATORS



SCHEMATIC DIAGRAM SHOWN IN POSITION 1

Frequency (GHz):	DC to 3.0	3.0 to 8.0	8.0 to 12.4	12.4 to 18.0
VSWR (Max):	1.2:1	1.3:1	1.4:1	1.5:1
Insertion Loss (Max):	0.2 dB	0.3 dB	0.4 dB	0.5 dB
Isolation (Min):	80 dB Min.	70 dB Min.	60 dB Min.	60 dB Min.
Power (Max):	100 WCW	75 WCW	60 WCW	45 WCW

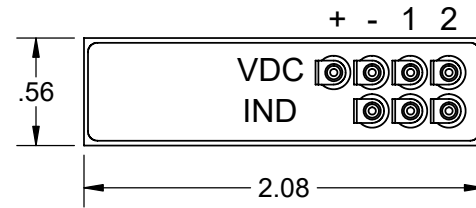
Termination Power: 1 Watt
 RF Impedance: 50 ohms
 Voltage: See Table
 Current: See Table
 TTL Logic: 2.4 to 5.5 VDC
 Voltage High: 5 mA max. @ 5 VDC
 Current High: 20 mS Max.

Material: Aluminum (RF Assy)
 RF Contacts: Finish: Break Before Make
 Iridite per MIL-DTL-5541, Type II Class 3
 Cover Black

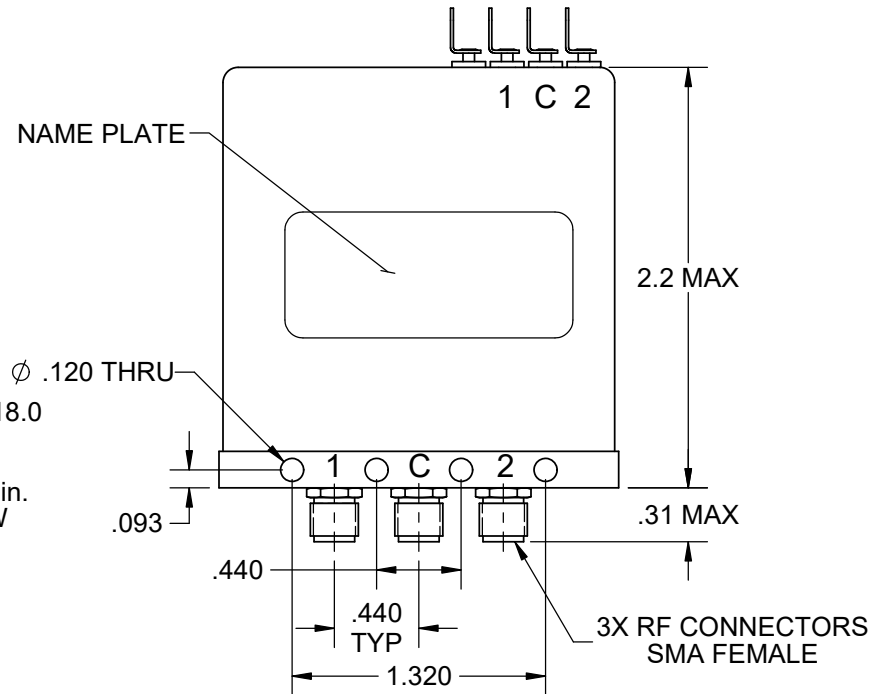
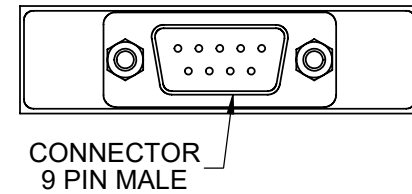
STYLE	ENVIRONMENT	OPERATING TEMPERATURE	NON-OPERATING TEMPERATURE	HUMIDITY
TO	SHELTERED	0°C to +70°C	-40°C to +100°C	0 to 95%
TW	OUTDOOR	-40°C to +85°C	-55°C to +100°C	0 to 100%
TA	AIRBORNE	-54°C to +85°C	-55°C to +100°C	0 to 100%

RoHS Compliant (except AIRBORNE)

OPTION 1 - SOLDER TERMINALS



OPTION 4 - D-SUB



OPTION	VOLTAGE	CURRENT @ 20° C
8	10 TO 14 VDC	300 mA Max @ 12 VDC
9	13 TO 18 VDC	200 mA Max @ 15 VDC
7	21 TO 28 VDC	250 mA Max @ 24 VDC
2	25 TO 32 VDC	180 mA Max @ 28 VDC

Model # ex. T TC12EML
 Style Voltage Indicators Interface