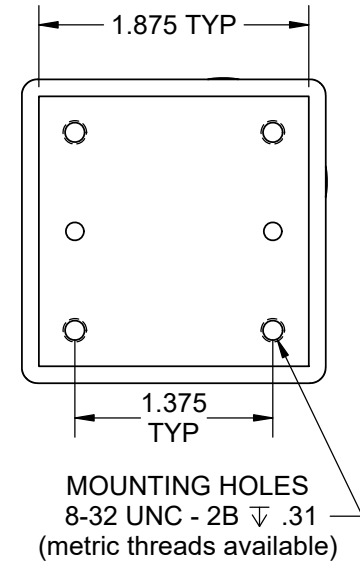
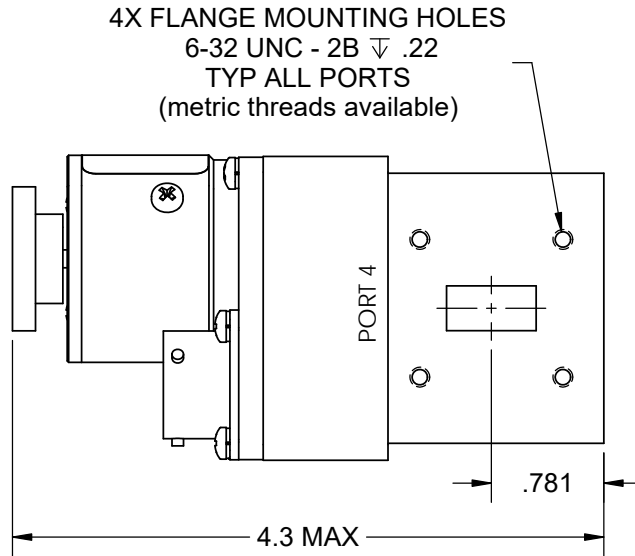
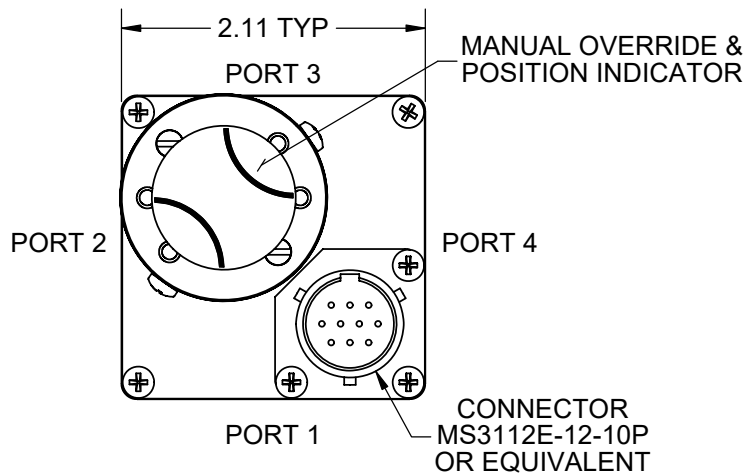




# Waveguide Switch - MM Series - TTL - WR62

REV. A



## Operating Notes:

- Active logic switch command duration must be greater than 100 mS.
- Maximum switching rate not to exceed 30 per minute.
- Supply to Pin D (Pos. 1) or Pin F (Pos. 2) is 3.0 to 5.5 Vdc. Current draw is 5 mA @ 5 Vdc.

Frequency: 12.4 to 18.0 GHz  
 VSWR: 1.10:1 Max.  
 Insertion Loss: 0.10 dB Max.  
 Isolation: 60 dB Min.

Flange: See Flange Table  
 Voltage: See Voltage Table  
 Switching Time: 80 mS Max.

Material: Aluminum (RF Assy)  
 Finish: Iridite per MIL-DTL-5541  
 Paint Dull Black Enamel  
 Pressure: 30 PSIG (RF Head Only)  
 Drive: Patented Logus I Motor

Temp: Operating: -40 °C to +85 °C  
 Non-Operating: -55 °C to +100 °C  
 Humidity: 0 to 95%, No Condensation

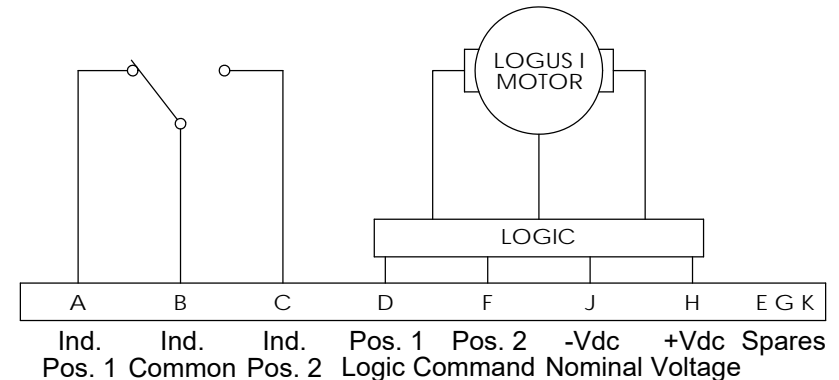
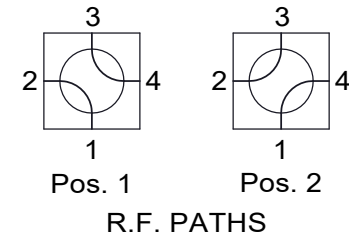
RoHS Available

(See Model # Chart to select options)

ELECTRICAL CIRCUIT OPTIONS	
NO INDICATORS	
1 SET INDICATORS	
2 SETS INDICATORS	
3 SETS INDICATORS	
4 SETS INDICATORS	
INHIBIT CIRCUITS	

FLANGE OPTIONS	
COVER	
GROOVE	
CHOKE	

DRIVE OPTIONS	
LATCHING	12 VDC
PULSE LATCHING	15 VDC
FAILSAFE	24 VDC
	28 VDC
	48 VDC
	115 VAC



LATCHING, TTL SHOWN IN POSITION 1

(See Schematic page for optional Electrical Circuits)