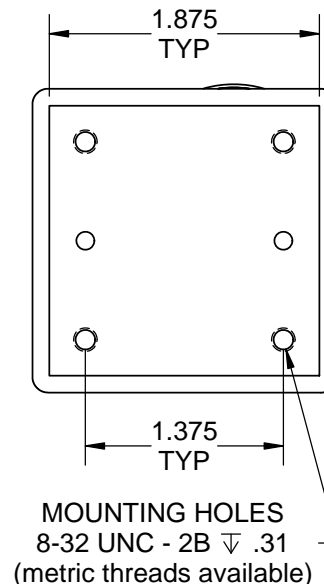
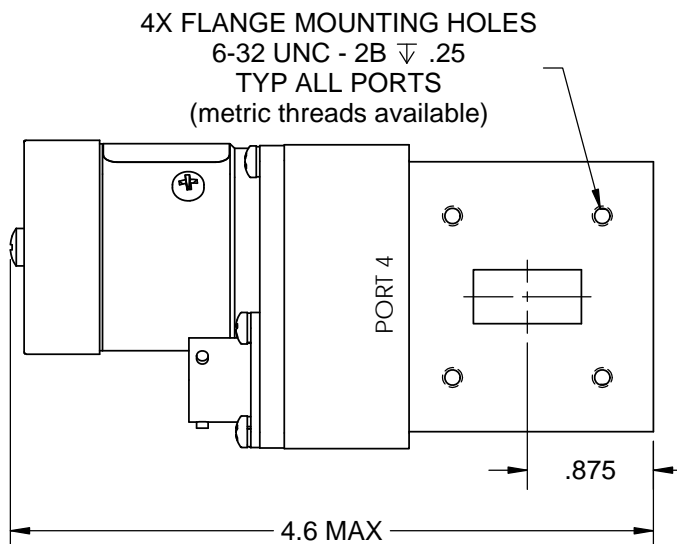
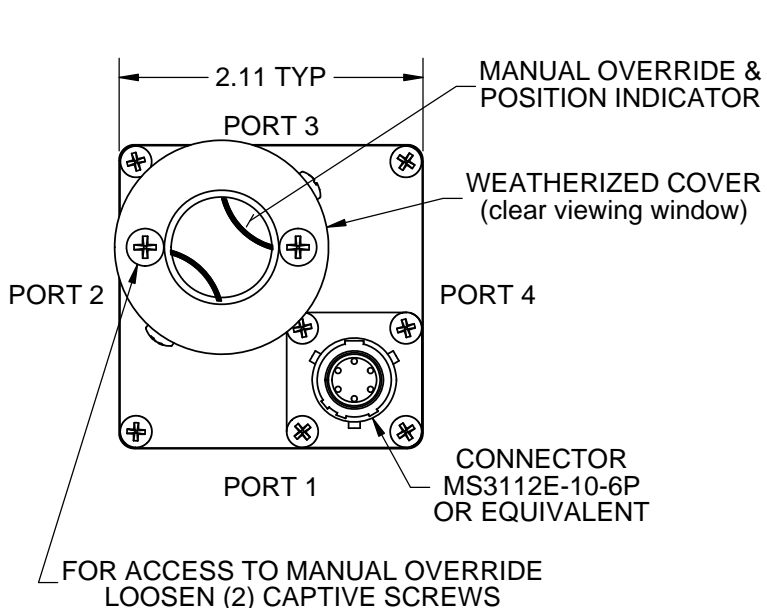




Waveguide Switch - LW Series - WR75

REV. A



Frequency: 10.0 to 15.0 GHz
 VSWR: 1.10:1 Max.
 Insertion Loss: 0.05 dB Max.
 Isolation: 75 dB Min.

Flange: See Flange Table
 Voltage: See Voltage Table
 Switching Time: 80 mS Max.
 Material: Aluminum (RF Assy)

Finish: Iridite per MIL-DTL-5541
 Paint Dull Black Enamel

Pressure: 30 PSIG (RF Head Only)
 Drive: Patented Logus I Motor

Temp: Operating: -40 °C to +85 °C
 Non-Operating: -55 °C to +100 °C

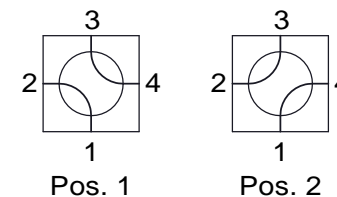
Humidity: 0 to 100%, Fully Weatherized

ELECTRICAL CIRCUIT OPTIONS
NO INDICATORS
1 SET INDICATORS
2 SETS INDICATORS
3 SETS INDICATORS
4 SETS INDICATORS
INHIBIT CIRCUITS

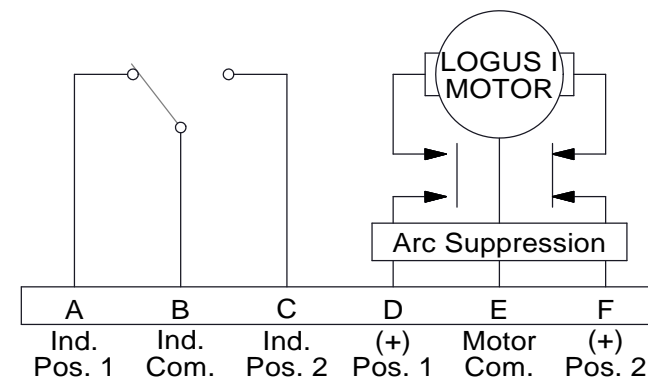
DRIVE OPTIONS
LATCHING
PULSE LATCHING
FAILSAFE
TTL

VOLTAGE OPTIONS
12 VDC
15 VDC
24 VDC
28 VDC
48 VDC
115 VAC
230 VAC

FLANGE OPTIONS
UG COVER
UG GROOVE
UG CHOKE



R.F. PATHS



LATCHING, SHOWN IN POSITION 1

(See Schematic page for optional Electrical Circuits)

RoHS Available