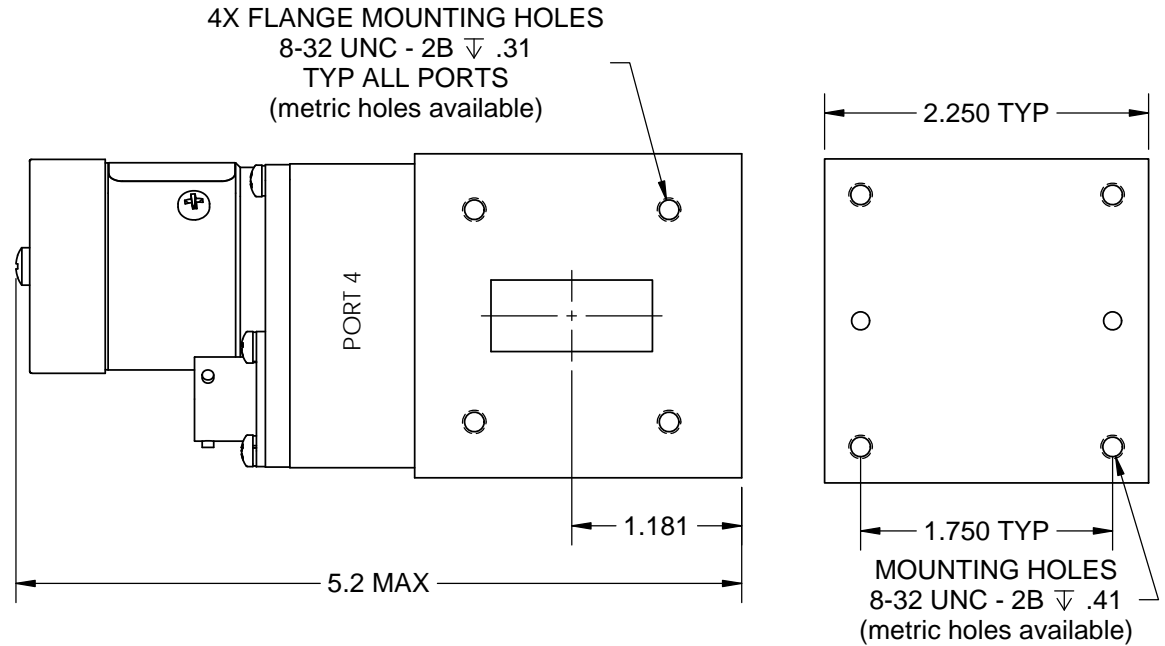
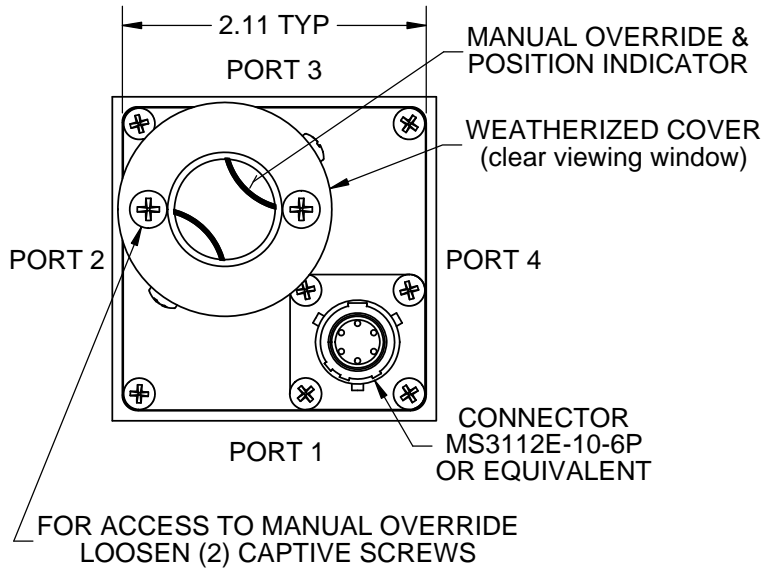




Waveguide Switch - LW Series - WR112

REV. A



Frequency: 7.05 to 10.0 GHz
 VSWR: 1.10:1 Max.
 Insertion Loss: 0.05 dB Max.
 Isolation: 80 dB Min.

Flange: See Flange Table
 Voltage: See Voltage Table
 Switching Time: 100 mS Max.

Material: Aluminum (RF Assy)
 Finish: Iridite per MIL-DTL-5541
 Paint Dull Black Enamel
 Pressure: 30 PSIG (RF Head Only)
 Drive: Patented Logus I Motor

Temp: Operating: -40 °C to +85 °C
 Non-Operating: -55 °C to +100 °C
 Humidity: 0 to 100%, Fully Weatherized

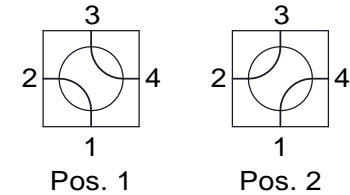
RoHS Available

ELECTRICAL CIRCUIT OPTIONS
NO INDICATORS
1 SET INDICATORS
2 SETS INDICATORS
3 SETS INDICATORS
4 SETS INDICATORS
INHIBIT CIRCUITS

DRIVE OPTIONS
LATCHING
PULSE LATCHING
FAILSAFE
TTL

VOLTAGE OPTIONS
12 VDC
15 VDC
24 VDC
28 VDC
48 VDC
115 VAC
230 VAC

FLANGE OPTIONS
COVER
GROOVE
CHOKE



R.F. PATHS

