



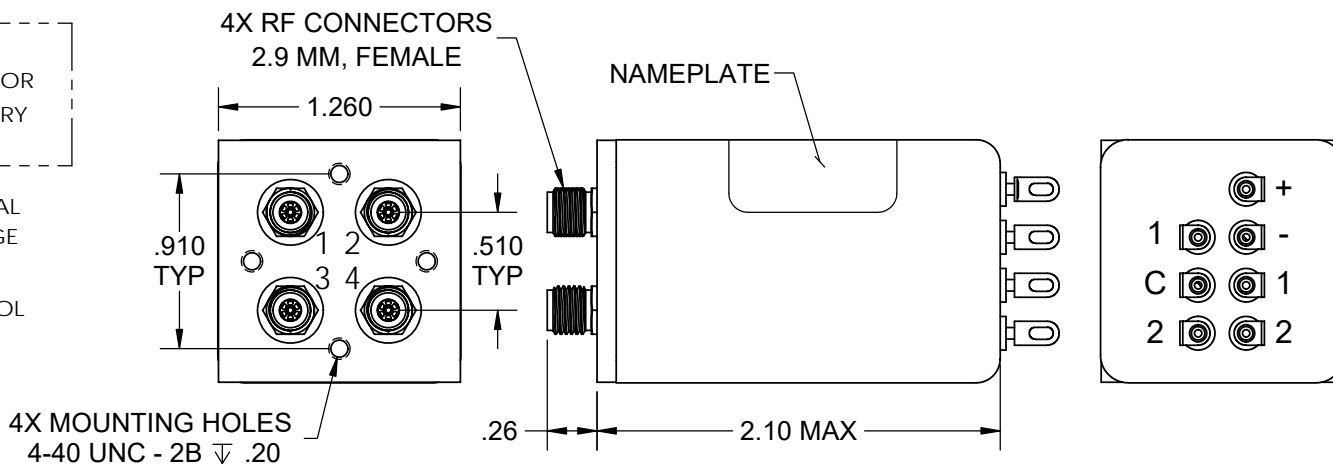
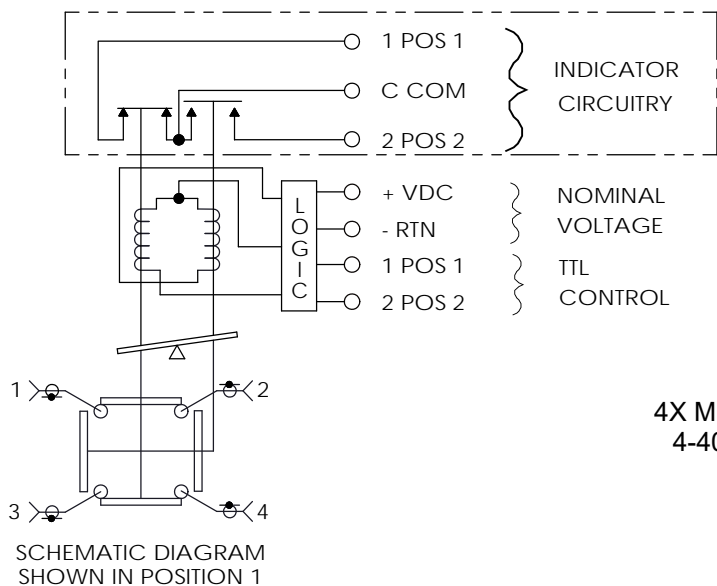
Coaxial Switch - S□ TC22BKP Series

DPDT, TTL, 2.9 MM, Pulse Latching, 1 Set Indicators

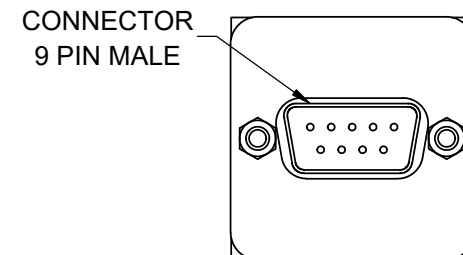
REV. A

STANDARD - 1 SET INDICATORS OPTION A - NO INDICATORS

OPTION 1 - SOLDER TERMINALS



OPTION 4 - D-SUB



Frequency (GHz):	DC to 6.0	6.0 to 12.0	12.0 to 18.0	18.0 to 26.5	26.5 to 40.0
VSWR (Max):	1.3:1	1.4:1	1.5:1	1.7:1	2.0:1
Insertion Loss (Max):	0.3 dB	0.4 dB	0.5 dB	0.7 dB	0.9 dB
Isolation (Min):	70 dB Min.	60 dB Min.	60 dB Min.	55 dB Min.	50 dB Min.
Power (Max):	100 WCW	70 WCW	45 WCW	25 WCW	10 WCW

RF Impedance:	50 ohms
Voltage:	See Table
Current:	See Table
TTL Logic:	
Voltage High:	2.4 to 5.5 VDC
Current High:	5 mA max. @ 5 VDC
Switching Time:	20 mS Max.

Material:	Aluminum (RF Assy)
RF Contacts:	Break Before Make
Finish:	Iridite per MIL-DTL-5541, Type II Class 3 Cover Black

STYLE	ENVIRONMENT	OPERATING TEMPERATURE	NON-OPERATING TEMPERATURE	HUMIDITY
SO	SHELTERED	0°C to +70°C	-40°C to +100°C	0 to 95%
SW	OUTDOOR	-40°C to +85°C	-55°C to +100°C	0 to 100%
SA	AIRBORNE	-54°C to +85°C	-55°C to +100°C	0 to 100%

OPTION	VOLTAGE	CURRENT @ 20° C
8	10 TO 14 VDC	400 mA Max @ 12 VDC
9	13 TO 18 VDC	350 mA Max @ 15 VDC
7	21 TO 28 VDC	300 mA Max @ 24 VDC
2	25 TO 32 VDC	250 mA Max @ 28 VDC

Model # ex. S□ TC22BKP [2] [A] [1]

Style Voltage Indicators Interface

RoHS Compliant (except AIRBORNE)