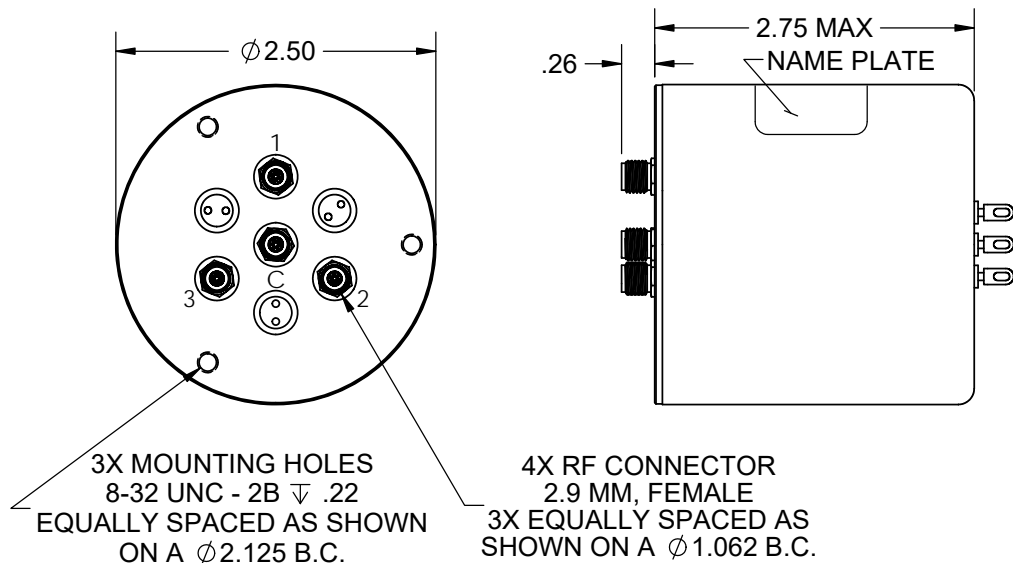




Coaxial Switch - S□TC13BKF Series

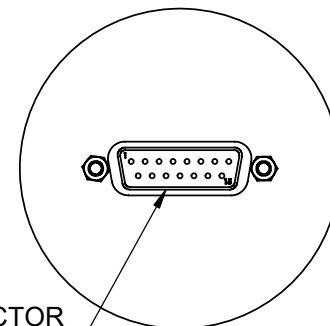
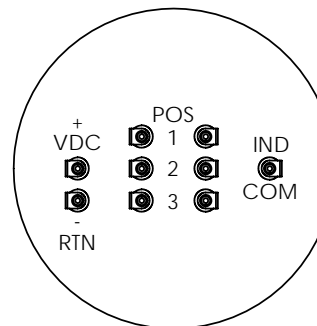
SP3T, TTL, 2.9 MM, Normally Open, 1 Set Indicators

REV. A



OPTION 1 - SOLDER TERMINALS

OPTION 4 - D-SUB



CONNECTOR
15 PIN MALE

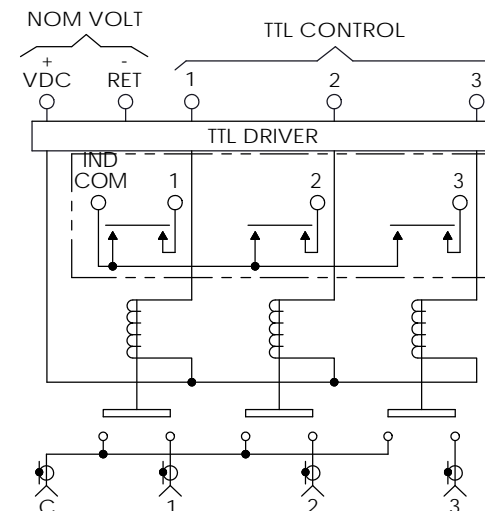
STANDARD - 1 SET INDICATORS

OPTION A - NO INDICATORS

Frequency (GHz)	DC to 6	6 to 12	12 to 18	18 to 26.5	26.5 to 40
VSWR (max.)	1.3:1	1.4:1	1.5:1	1.7:1	2.0:1
Insertion Loss (max.)	0.2 dB	0.4 dB	0.5 dB	0.7 dB	0.9 dB
Isolation (min.)	70 dB	60 dB	60 dB	55 dB	50 dB
R.F. Power (max.)	100 WCW	70 WCW	45 WCW	25 WCW	10 WCW

RF Impedance: 50 ohms
 Voltage: See Table
 Current: See Table
 TTL Logic:
 Voltage High: 2.4 to 5.5 VDC
 Current High: 5 mA max. @ 5 VDC
 Switching Time: 20 mS max.

Material: Aluminum (RF Assy)
 RF Contacts: Break Before Make
 Finish: Iridite per MIL-DTL-5541, Type II Class 3
 Cover Black



SCHEMATIC SHOWN IN NORMALLY OPEN POSITION (DE ENERGIZED)

STYLE	ENVIRONMENT	OPERATING TEMPERATURE	NON-OPERATING TEMPERATURE	HUMIDITY
SO	SHELTERED	0°C to +70°C	-40°C to +100°C	0 to 95%
SW	OUTDOOR	-40°C to +85°C	-55°C to +100°C	0 to 100%
SA	AIRBORNE	-54°C to +85°C	-55°C to +100°C	0 to 100%

OPTION	VOLTAGE	CURRENT @ 20° C
8	11 TO 13 VDC	260 mA Max @ 12 VDC
9	14 TO 16 VDC	260 mA Max @ 15 VDC
7	22 TO 26 VDC	225 mA Max @ 24 VDC
2	26 TO 30 VDC	240 mA Max @ 28 VDC

Model # ex. S□TC13BKF [2] [A] [1]
 Style Voltage Indicators Interface

RoHS Compliant (except AIRBORNE)