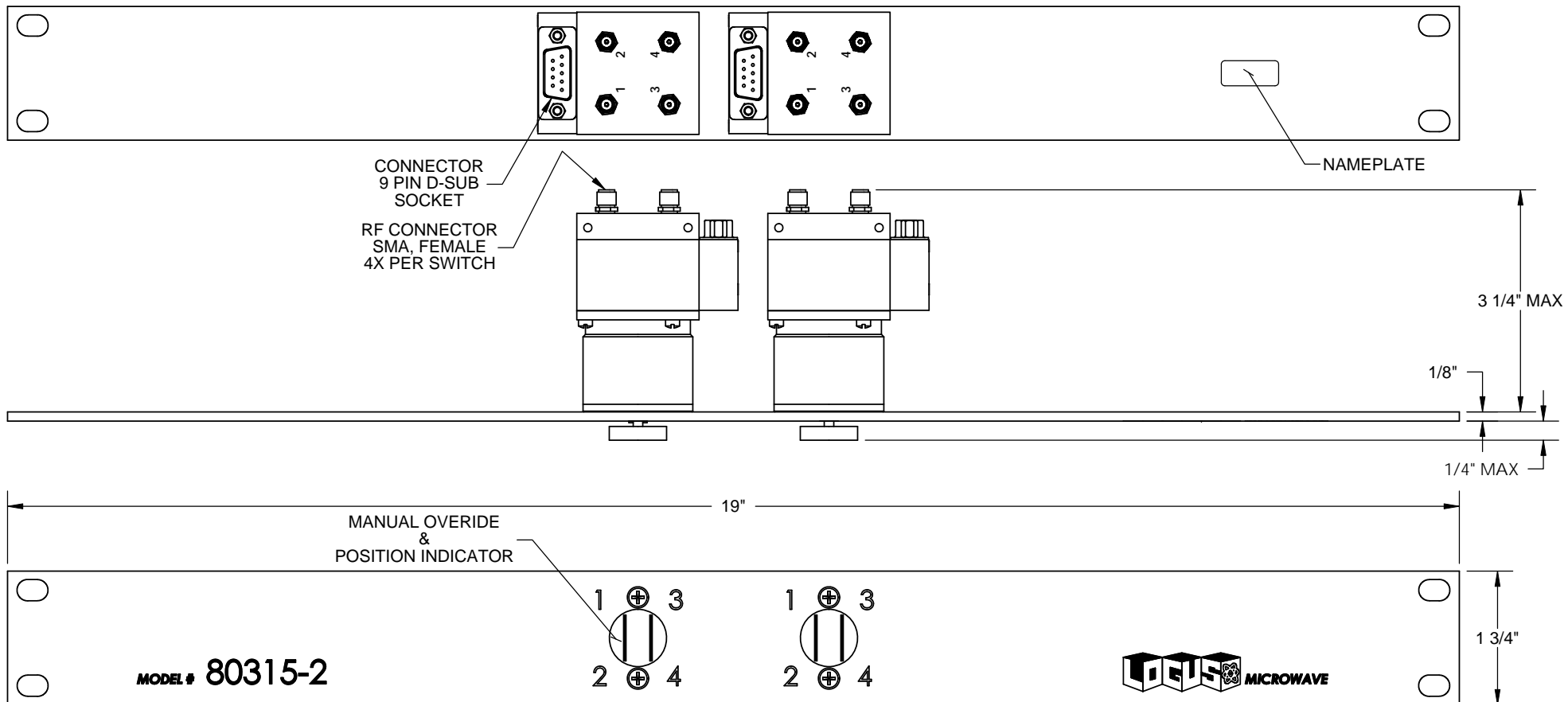
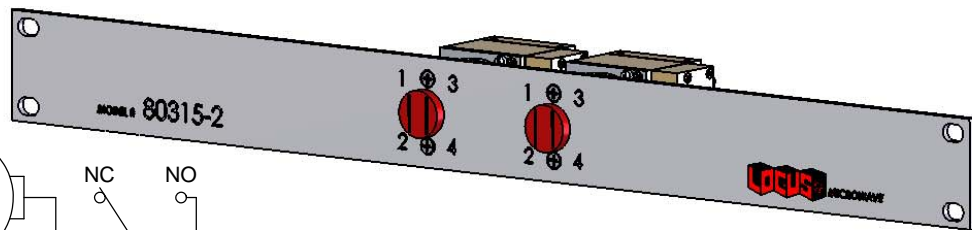
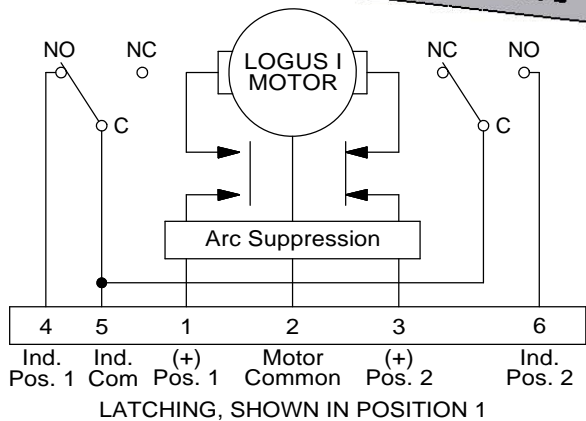


Panel & Switch Assembly - 1U Rack Mount Series



Typical Specifications and Schematic for a 28 Vdc Latching Coax Switch w/ Indicators

Frequency (GHz)	DC to 3	3 to 8	8 to 12.4	12.4 to 18
VSWR (max.)	1.2:1	1.3:1	1.4:1	1.5:1
Insertion Loss (max.)	0.2 dB	0.3 dB	0.4 dB	0.5 dB
Isolation (min.)	80 dB	70 dB	60 dB	60 dB
Power (max.)	100 WCW	75 WCW	60 WCW	45 WCW
RF Impedance:	50 Ohms			
Voltage:	28 Vdc ±10%			
Current:	1.0 Amp max @ 28 Vdc @ 20 °C			
Switching Time:	60 mS max.			
RF Contacts:	Break Before Make			
Material:	Aluminum (RF Assy)			
Finish:	Iridite per MIL-C-5541			
Drive:	Patented Logus Motor			
Life:	1,000,000 cycles			
Temperature:	Operating -10 °C to +71 °C Non-Operating -40 °C to +100 °C			
Humidity:	0 to 95% , no condensation			



VOLTAGE OPTIONS
12 VDC
15 VDC
24 VDC
28 VDC
48 VDC
115 VAC
230 VAC

DRIVE OPTIONS
LATCHING
PULSE LATCHING
FAILSAFE
TTL

